



Rounds 2 & 3 : Wakefield Park Raceway : December 3 - 6

YMI AUSTRALIAN SUPERSPORT 300 CHAMPIONSHIP

Round 2 - Race 1

Date: 04/12/20
 Event: R01
 Weather: Sunny & windy - Temp: 27.2C
 Track: Dry - Temp: 50.3C

Started at: 14:09:42
 Laps: 8
 Starters: 19
 Printed at: 14:38

PROVISIONAL CLASSIFICATION

Pos	No	Name	Machine	Laps	Race Time	Behind Leader	Behind Prev	Fastest Lap	On Lap
1	50	Carter THOMPSON (NSW) / GTR MotoStars Team / RS+C / Doctor Mak / YRD / Motul / Pirelli	Yamaha R3 321	8	8:52.459			1:05.849	7
2	43	Harry KHOURI (NSW) / NSW Helicopters / AARK Susp. & Tuning / Addicted To Track / Excite M-sports	Kawasaki EX 400	8	8:54.277	1.818	1.818	1:05.911	6
3	72	Ben BAKER (NSW) / WNR / Yamaha Australia / YMI / YMF / SCK / Utech Design / West Sliders	Yamaha R3 321	8	8:54.418	1.959	.141	1:05.827	7
4	308	John LYTRAS (QLD) / YRT / Yamalube / Caboolture Yamaha / Peregrine / AGV / TCX / Pirelli	Yamaha R3 321	8	8:54.562	2.103	.144	1:05.867	8
5	69	Archie McDONALD (NSW) / GTR MotoStars Team / RS+C / Motostars / Doctor Mak / YRD / Motul / Pirelli	Yamaha R3 321	8	8:54.679	2.220	.117	1:05.901	8
6	68	Luke POWER (VIC) / Proworx / Blayney M-cycles / Well Sprung M-cycle Susp. / Penrite Oils	Kawasaki EX 400	8	8:55.339	2.880	.660	1:05.823	5
7	39	Glenn NELSON (QLD) / Buddy's Pest Control	Yamaha R3 321	8	9:05.691	13.232	10.352	1:06.881	6
8	59	Tom DRANE (NSW) / Construction Supply Specialists / MD Steel	Yamaha YZF-R3	8	9:09.263	16.804	3.572	1:07.275	7
9	97	Peter NERLICH (VIC) / TCN Racing	Kawasaki EX 400	8	9:09.737	17.278	.474	1:07.451	4
10	355	Laura BROWN (NSW) / The Bare Bird / Shark Helmets / BikeBiz / Obvious Signs / Ficeda / IXON	Yamaha R3 321	8	9:10.025	17.566	.288	1:07.330	5
11	47	Zylas BUNTING (NSW) / Proworx / Blayney M-cycles / Well Sprung M-cycle Susp. / Penrite Oils	Kawasaki EX 400	8	9:10.683	18.224	.658	1:07.622	4
12	11	Brandon DEMMERY (NSW) / Mini Rev Heads / YRD / Yamaha Aust.	Yamaha R3 321	8	9:18.621	26.162	7.938	1:07.241	4
13	16	James JACOBS (NSW) / Nedlands Studio / Bridgestone / Lucas Oils / EK Chains / Mototrack Access.	Kawasaki EX 400	8	9:19.035	26.576	.414	1:08.164	7
14	49	Jake FARNSWORTH (NSW) / Worth Race Developments / Freestyle Tattoo / Hi-Tec Oils / Kingsdene Auto.	Kawasaki EX 400	8	9:19.299	26.840	.264	1:08.466	7
15	99	Jacob HATCH (NSW) / Motocity / Jekyl & Hyde / Vandemon / PTT Lubricants / Link International	Yamaha R3 321	8	9:19.490	27.031	.191	1:07.093	5
16	63	Clay CLEGG (NSW) / Williamson Bros / Akubra Central / West Electrical / Mavin Truck Centre	Yamaha R3 300	8	9:19.750	27.291	.260	1:08.231	4
17	95	Matthew RINDEL (VIC) / Gears Racing Suspension / Mick Hone M-cycles / Shoei / Woodcraft	Yamaha R3 321	8	9:22.135	29.676	2.385	1:08.395	4
18	105	Cameron DUNKER (NSW) / bLU cRU Yamaha / FIM Oceania / Motul / MA / Pirelli / Ricondi / AGV	Yamaha R3 321	8	9:32.469	40.010	10.334	1:09.831	2
DNF	121	Reece OUGHTRED (VIC) / Dynoverks	Yamaha R3 321	0		8 Laps			

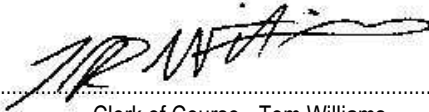
Fastest Lap was 1:05.823 by Luke POWER (VIC)

Current race lap record for SS300 class - 1:05.740 by Ben BAKER (NSW) on a Yamaha R3 321 set on 24/03/19

*** INITIAL RACE STOPPED IN LAP 2 DUE TO CRASH AT TURN 8 INVOLVING NO. 110 (PETTENDY) & 88 (MARINELLO) REQUIRING MEDICAL. FULL RE-START BUT RACE REDUCED TO FROM 10 LAPS TO 8 LAPS ***

The results are provisional until the end of the time limit for protests and appeals.


 Chief Timekeeper - Scott Lang


 Clerk of Course - Tom Williams



www.computime.com.au
 COMPUTIME RACE TIMING SYSTEMS PTY LTD





Rounds 2 & 3 : Wakefield Park Raceway : December 3 - 6

YMI AUSTRALIAN SUPERSPORT 300 CHAMPIONSHIP

Round 2 - Race 1

Date: 04/12/20
Event: R01
Weather: Sunny & windy - Temp: 27.2C
Track: Dry - Temp: 50.3C

Started at: 14:09:42
Laps: 8
Starters: 19
Printed at: 14:38

PROVISIONAL LAP TIMES

No	Name	Lap 1	Lap 2	Lap 3	Lap 4	Lap 5	Lap 6	Lap 7	Lap 8
11	Brandon DEMMERY (NSW)	1:13.899	1:19.586	1:07.634	1:07.241	1:07.292	1:07.294	1:07.810	1:07.865
16	James JACOBS (NSW)	1:18.343	1:09.177	1:08.583	1:08.423	1:08.670	1:08.870	1:08.164	1:08.805
39	Glenn NELSON (QLD)	1:13.150	1:08.346	1:07.598	1:07.551	1:07.243	1:06.881	1:07.253	1:07.669
43	Harry KHOURI (NSW)	1:11.455	1:06.458	1:06.340	1:05.974	1:06.017	1:05.911	1:05.921	1:06.201
47	Zylas BUNTING (NSW)	1:16.047	1:08.007	1:07.688	1:07.622	1:07.815	1:07.723	1:07.889	1:07.892
49	Jake FARNSWORTH (NSW)	1:17.955	1:09.035	1:08.724	1:08.626	1:08.578	1:09.268	1:08.466	1:08.647
50	Carter THOMPSON (NSW)	1:10.301	1:06.240	1:06.273	1:05.923	1:05.873	1:05.986	1:05.849	1:06.014
59	Tom DRANE (NSW)	1:14.615	1:08.167	1:07.685	1:07.975	1:07.791	1:07.952	1:07.275	1:07.803
63	Clay CLEGG (NSW)	1:18.565	1:09.069	1:09.387	1:08.231	1:08.440	1:08.645	1:08.517	1:08.896
68	Luke POWER (VIC)	1:12.540	1:06.536	1:05.860	1:06.252	1:05.823	1:06.110	1:06.008	1:06.210
69	Archie McDONALD (NSW)	1:11.513	1:06.553	1:06.400	1:05.969	1:06.119	1:06.034	1:06.190	1:05.901
72	Ben BAKER (NSW)	1:12.450	1:06.299	1:05.889	1:05.923	1:05.835	1:05.899	1:05.827	1:06.296
95	Matthew RINDEL (VIC)	1:17.771	1:09.342	1:09.277	1:08.395	1:08.747	1:08.990	1:09.957	1:09.656
97	Peter NERLICH (VIC)	1:13.991	1:08.771	1:08.098	1:07.451	1:08.366	1:07.469	1:07.961	1:07.630
99	Jacob HATCH (NSW)	1:26.167	1:07.316	1:07.650	1:07.463	1:07.093	1:07.309	1:08.081	1:08.411
105	Cameron DUNKER (NSW)	1:17.209	1:09.831	1:10.056	1:10.268	1:10.479	1:11.101	1:11.685	1:11.840
308	John LYTRAS (QLD)	1:11.891	1:06.316	1:06.174	1:05.962	1:06.024	1:05.889	1:06.439	1:05.867
355	Laura BROWN (NSW)	1:16.216	1:08.183	1:08.054	1:07.832	1:07.330	1:07.409	1:07.532	1:07.469

*** INITIAL RACE STOPPED IN LAP 2 DUE TO CRASH AT TURN 8 INVOLVING NO. 110 (PETTENDY) & 88 (MARINELLO) REQUIRING MEDICAL. FULL RE-START BUT RACE REDUCED TO FROM 10 LAPS TO 8 LAPS ***

The results are provisional until the end of the time limit for protests and appeals.

Chief Timekeeper - Scott Lang

Clerk of Course - Tom Williams





Rounds 2 & 3 : Wakefield Park Raceway : December 3 - 6

YMI AUSTRALIAN SUPERSPORT 300 CHAMPIONSHIP

Round 2 - Race 1

Date: 04/12/20
 Event: R01
 Weather: Sunny & windy - Temp: 27.2C
 Track: Dry - Temp: 50.3C

Started at: 14:09:42
 Laps: 8
 Starters: 19
 Printed at: 14:38

PROVISIONAL SPLIT TIMES

Lap	Split 1	Split 2	Split 3	Lap Time	Lap	Split 1	Split 2	Split 3	Lap Time
11 Brandon DEMMERY (NSW) (12th)					6	18.143	<u>23.771</u>	23.997	<u>1:05.911</u>
1	24.564	24.635	24.700	1:13.899	7	18.220	23.781	<u>23.920</u>	1:05.921
2	19.211	34.790	25.585	1:19.586	8	18.149	23.936	24.116	1:06.201
3	18.914	24.281	24.439	1:07.634	47 Zylas BUNTING (NSW) (11th)				
4	18.610	<u>24.047</u>	24.584	<u>1:07.241</u>	1	25.336	25.956	24.755	1:16.047
5	<u>18.544</u>	24.518	<u>24.230</u>	1:07.292	2	18.825	24.622	24.560	1:08.007
6	18.749	24.245	24.300	1:07.294	3	18.779	24.517	<u>24.392</u>	1:07.688
7	18.946	24.527	24.337	1:07.810	4	<u>18.606</u>	24.485	24.531	<u>1:07.622</u>
8	18.845	24.709	24.311	1:07.865	5	18.815	24.468	24.532	1:07.815
16 James JACOBS (NSW) (13th)					6	18.721	24.495	24.507	1:07.723
1	26.761	26.168	25.414	1:18.343	7	18.668	<u>24.445</u>	24.776	1:07.889
2	19.032	25.208	24.937	1:09.177	8	18.826	24.607	24.459	1:07.892
3	18.982	24.991	24.610	1:08.583	49 Jake FARNSWORTH (NSW) (14th)				
4	18.854	<u>24.683</u>	24.886	1:08.423	1	26.503	26.246	25.206	1:17.955
5	18.940	24.948	24.782	1:08.670	2	19.104	24.968	24.963	1:09.035
6	18.916	25.024	24.930	1:08.870	3	18.763	25.066	24.895	1:08.724
7	18.862	24.699	<u>24.603</u>	<u>1:08.164</u>	4	<u>18.670</u>	25.151	24.805	1:08.626
8	<u>18.818</u>	24.977	25.010	1:08.805	5	18.774	24.975	24.829	1:08.578
39 Glenn NELSON (QLD) (7th)					6	18.954	25.423	24.891	1:09.268
1	24.055	24.158	24.937	1:13.150	7	18.968	<u>24.753</u>	<u>24.745</u>	<u>1:08.466</u>
2	18.882	24.518	24.946	1:08.346	8	18.688	25.182	24.777	1:08.647
3	18.718	24.454	24.426	1:07.598	50 Carter THOMPSON (NSW) (1st)				
4	18.609	24.364	24.578	1:07.551	1	22.538	23.763	24.000	1:10.301
5	18.629	24.172	24.442	1:07.243	2	18.244	23.973	24.023	1:06.240
6	<u>18.426</u>	<u>24.141</u>	<u>24.314</u>	<u>1:06.881</u>	3	18.502	23.784	23.987	1:06.273
7	18.476	24.320	24.457	1:07.253	4	18.349	23.708	23.866	1:05.923
8	18.579	24.630	24.460	1:07.669	5	<u>18.237</u>	23.831	<u>23.805</u>	1:05.873
43 Harry KHOURI (NSW) (2nd)					6	18.382	23.713	23.891	1:05.986
1	23.218	24.099	24.138	1:11.455	7	18.247	<u>23.702</u>	23.900	<u>1:05.849</u>
2	18.359	24.063	24.036	1:06.458	8	18.361	23.804	23.849	1:06.014
3	18.347	24.021	23.972	1:06.340	59 Tom DRANE (NSW) (8th)				
4	18.141	23.883	23.950	1:05.974	1	24.974	24.749	24.892	1:14.615
5	<u>18.077</u>	23.948	23.992	1:06.017					

Scott Lang
 Chief Timekeeper - Scott Lang

Tom Williams
 Clerk of Course - Tom Williams





Rounds 2 & 3 : Wakefield Park Raceway : December 3 - 6

YMI AUSTRALIAN SUPERSPORT 300 CHAMPIONSHIP

Round 2 - Race 1

Date: 04/12/20
 Event: R01
 Weather: Sunny & windy - Temp: 27.2C
 Track: Dry - Temp: 50.3C

Started at: 14:09:42
 Laps: 8
 Starters: 19
 Printed at: 14:38

PROVISIONAL SPLIT TIMES

Lap	Split 1	Split 2	Split 3	Lap Time	Lap	Split 1	Split 2	Split 3	Lap Time
2	19.042	24.677	24.448	1:08.167	8	18.412	23.695	23.794	1:05.901
3	18.863	24.442	24.380	1:07.685					
4	18.651	24.860	24.464	1:07.975	72 Ben BAKER (NSW) (3rd)				
5	18.721	24.372	24.698	1:07.791	1	23.041	24.355	25.054	1:12.450
6	18.651	24.190	25.111	1:07.952	2	18.429	23.939	23.931	1:06.299
7	18.702	24.287	24.286	1:07.275	3	18.402	23.675	23.812	1:05.889
8	18.710	24.479	24.614	1:07.803	4	18.393	23.756	23.774	1:05.923
63 Clay CLEGG (NSW) (16th)					5	18.189	23.816	23.830	1:05.835
1	27.068	25.977	25.520	1:18.565	6	18.628	23.679	23.592	1:05.899
2	19.166	25.030	24.873	1:09.069	7	18.253	23.911	23.663	1:05.827
3	19.218	25.258	24.911	1:09.387	8	18.292	23.840	24.164	1:06.296
4	19.070	24.527	24.634	1:08.231	95 Matthew RINDEL (VIC) (17th)				
5	18.978	24.822	24.640	1:08.440	1	26.372	26.354	25.045	1:17.771
6	18.995	24.758	24.892	1:08.645	2	19.416	25.091	24.835	1:09.342
7	19.158	24.584	24.775	1:08.517	3	19.039	25.833	24.405	1:09.277
8	19.126	25.043	24.727	1:08.896	4	18.897	24.860	24.638	1:08.395
68 Luke POWER (VIC) (6th)					5	19.063	25.053	24.631	1:08.747
1	24.188	24.352	24.000	1:12.540	6	18.894	25.169	24.927	1:08.990
2	18.507	24.053	23.976	1:06.536	7	19.162	25.984	24.811	1:09.957
3	18.234	23.847	23.779	1:05.860	8	18.987	25.812	24.857	1:09.656
4	18.234	24.077	23.941	1:06.252	97 Peter NERLICH (VIC) (9th)				
5	18.021	23.967	23.835	1:05.823	1	24.459	24.674	24.858	1:13.991
6	18.336	23.892	23.882	1:06.110	2	18.910	25.148	24.713	1:08.771
7	18.135	23.770	24.103	1:06.008	3	19.069	24.511	24.518	1:08.098
8	18.192	24.007	24.011	1:06.210	4	18.583	24.431	24.437	1:07.451
69 Archie McDONALD (NSW) (5th)					5	18.979	24.590	24.797	1:08.366
1	23.515	24.084	23.914	1:11.513	6	18.582	24.236	24.651	1:07.469
2	18.681	23.787	24.085	1:06.553	7	18.904	24.667	24.390	1:07.961
3	18.616	24.055	23.729	1:06.400	8	18.685	24.459	24.486	1:07.630
4	18.440	23.681	23.848	1:05.969	99 Jacob HATCH (NSW) (15th)				
5	18.481	23.819	23.819	1:06.119	1	36.527	24.828	24.812	1:26.167
6	18.628	23.646	23.760	1:06.034	2	18.755	24.215	24.346	1:07.316
7	18.408	23.780	24.002	1:06.190	3	18.722	24.329	24.599	1:07.650

Scott Lang
 Chief Timekeeper - Scott Lang

Tom Williams
 Clerk of Course - Tom Williams





Rounds 2 & 3 : Wakefield Park Raceway : December 3 - 6

YMI AUSTRALIAN SUPERSPORT 300 CHAMPIONSHIP

Round 2 - Race 1

Date: 04/12/20
 Event: R01
 Weather: Sunny & windy - Temp: 27.2C
 Track: Dry - Temp: 50.3C

Started at: 14:09:42
 Laps: 8
 Starters: 19
 Printed at: 14:38

PROVISIONAL SPLIT TIMES

Lap	Split 1	Split 2	Split 3	Lap Time	Lap	Split 1	Split 2	Split 3	Lap Time
4	18.821	24.230	24.412	1:07.463	3	18.366	23.799	24.009	1:06.174
5	18.618	24.395	24.080	1:07.093	4	18.289	23.789	23.884	1:05.962
6	18.481	24.182	24.646	1:07.309	5	18.115	23.919	23.990	1:06.024
7	19.063	24.811	24.207	1:08.081	6	18.228	23.753	23.908	1:05.889
8	19.002	25.098	24.311	1:08.411	7	18.525	23.842	24.072	1:06.439
					8	18.239	23.744	23.884	1:05.867
105 Cameron DUNKER (NSW) (18th)					355 Laura BROWN (NSW) (10th)				
1	26.281	25.918	25.010	1:17.209	1	25.082	26.619	24.515	1:16.216
2	19.184	25.411	25.236	1:09.831	2	18.862	24.549	24.772	1:08.183
3	19.644	25.599	24.813	1:10.056	3	18.992	24.666	24.396	1:08.054
4	19.610	25.202	25.456	1:10.268	4	18.688	24.766	24.378	1:07.832
5	19.544	25.851	25.084	1:10.479	5	18.709	24.358	24.263	1:07.330
6	19.675	26.009	25.417	1:11.101	6	18.621	24.519	24.269	1:07.409
7	19.861	26.040	25.784	1:11.685	7	18.718	24.362	24.452	1:07.532
8	20.044	26.146	25.650	1:11.840	8	18.685	24.471	24.313	1:07.469
308 John LYTRAS (QLD) (4th)									
1	23.723	24.128	24.040	1:11.891					
2	18.456	23.967	23.893	1:06.316					

*** INITIAL RACE STOPPED IN LAP 2 DUE TO CRASH AT TURN 8 INVOLVING NO. 110 (PETTENDY) & 88 (MARINELLO) REQUIRING MEDICAL. FULL RE-START BUT RACE REDUCED TO FROM 10 LAPS TO 8 LAPS ***

The results are provisional until the end of the time limit for protests and appeals.

Scott Lang
 Chief Timekeeper - Scott Lang

Tom Williams
 Clerk of Course - Tom Williams





ASBK.COM.AU f t i y

Rounds 2 & 3 : Wakefield Park Raceway : December 3 - 6

YMI AUSTRALIAN SUPERSPORT 300 CHAMPIONSHIP

Round 2 - Race 1

Date: 04/12/20
Event: R01
Weather: Sunny & windy - Temp: 27.2C
Track: Dry - Temp: 50.3C

Started at: 14:09:42
Laps: 8
Starters: 19
Printed at: 14:38

PROVISIONAL FASTEST LAPS SEQUENCE

Lap	Race Pos	No	Name	Machine	Fastest Lap	On Lap
1	1	50	Carter THOMPSON (NSW)	Yamaha R3 321	1:10.301	1
2	1	50	Carter THOMPSON (NSW)	Yamaha R3 321	1:06.240	2
3	3	308	John LYTRAS (QLD)	Yamaha R3 321	1:06.174	3
3	5	72	Ben BAKER (NSW)	Yamaha R3 321	1:05.889	3
3	6	68	Luke POWER (VIC)	Kawasaki EX 400	1:05.860	3
5	4	72	Ben BAKER (NSW)	Yamaha R3 321	1:05.835	5
5	6	68	Luke POWER (VIC)	Kawasaki EX 400	1:05.823	5

*** INITIAL RACE STOPPED IN LAP 2 DUE TO CRASH AT TURN 8 INVOLVING NO. 110 (PETTENDY) & 88 (MARINELLO) REQUIRING MEDICAL. FULL RE-START BUT RACE REDUCED TO FROM 10 LAPS TO 8 LAPS ***

The results are provisional until the end of the time limit for protests and appeals.

Chief Timekeeper - Scott Lang

Clerk of Course - Tom Williams



www.computime.com.au
COMPUTIME RACE TIMING SYSTEMS PTY LTD





Rounds 2 & 3 : Wakefield Park Raceway : December 3 - 6

YMI AUSTRALIAN SUPERSPORT 300 CHAMPIONSHIP

Round 2 - Race 1

Date: 04/12/20
 Event: R01
 Weather: Sunny & windy - Temp: 27.2C
 Track: Dry - Temp: 50.3C

Started at: 14:09:42
 Laps: 8
 Starters: 19
 Printed at: 14:38

PROVISIONAL LAP SHEET

No	Lap Time	Gap	No	Lap Time	Gap	No	Lap Time	Gap	No	Lap Time	Gap	No	Lap Time	Gap
Lap 1			95	1:09.342	10.572	59	1:07.975	9.705	72	1:05.899	1.699	Lap 8		
50	1:10.301		16	1:09.177	10.979	47	1:07.622	10.627	69	1:06.034	1.992	50	1:06.014	
43	1:11.455	1.154	63	1:09.069	11.093	355	1:07.832	11.548	68	1:06.110	2.525	43	1:06.201	1.818
69	1:11.513	1.212	99	1:07.316	16.942	49	1:08.626	15.603	39	1:06.881	10.173	72	1:06.296	1.959
308	1:11.891	1.590	11	1:19.586	16.944	16	1:08.423	15.789	97	1:07.469	13.550	308	1:05.867	2.103
72	1:12.450	2.149	Lap 3			95	1:08.395	16.048	59	1:07.952	13.589	69	1:05.901	2.220
68	1:12.540	2.239	50	1:06.273		63	1:08.231	16.515	47	1:07.723	14.306	68	1:06.210	2.880
39	1:13.150	2.849	43	1:06.340	1.439	105	1:10.268	18.627	355	1:07.409	14.428	39	1:07.669	13.232
11	1:13.899	3.598	308	1:06.174	1.567	11	1:07.241	19.623	16	1:08.870	21.470	59	1:07.803	16.804
97	1:13.991	3.690	69	1:06.400	1.652	99	1:07.463	19.859	49	1:09.268	21.590	97	1:07.630	17.278
59	1:14.615	4.314	72	1:05.889	1.824	Lap 5			63	1:08.645	21.741	355	1:07.469	17.566
47	1:16.047	5.746	68	1:05.860	2.122	50	1:05.873		95	1:08.990	21.926	47	1:07.892	18.224
355	1:16.216	5.915	39	1:07.598	6.280	43	1:06.017	1.634	11	1:07.294	22.350	11	1:07.865	26.162
105	1:17.209	6.908	59	1:07.685	7.653	308	1:06.024	1.757	99	1:07.309	22.402	16	1:08.805	26.576
95	1:17.771	7.470	97	1:08.098	8.046	72	1:05.835	1.786	105	1:11.101	28.348	49	1:08.647	26.840
49	1:17.955	7.654	47	1:07.688	8.928	69	1:06.119	1.944	Lap 7			99	1:08.411	27.031
16	1:18.343	8.042	355	1:08.054	9.639	68	1:05.823	2.401	50	1:05.849		63	1:08.896	27.291
63	1:18.565	8.264	49	1:08.724	12.900	39	1:07.243	9.278	43	1:05.921	1.631	95	1:09.656	29.676
99	1:26.167	15.866	16	1:08.583	13.289	59	1:07.791	11.623	72	1:05.827	1.677	105	1:11.840	40.010
Lap 2			95	1:09.277	13.576	97	1:08.366	12.067	308	1:06.439	2.250			
50	1:06.240		63	1:09.387	14.207	47	1:07.815	12.569	69	1:06.190	2.333			
43	1:06.458	1.372	105	1:10.056	14.282	355	1:07.330	13.005	68	1:06.008	2.684			
69	1:06.553	1.525	11	1:07.634	18.305	49	1:08.578	18.308	39	1:07.253	11.577			
308	1:06.316	1.666	99	1:07.650	18.319	16	1:08.670	18.586	59	1:07.275	15.015			
72	1:06.299	2.208	Lap 4			95	1:08.747	18.922	97	1:07.961	15.662			
68	1:06.536	2.535	50	1:05.923		63	1:08.440	19.082	355	1:07.532	16.111			
39	1:08.346	4.955	43	1:05.974	1.490	11	1:07.292	21.042	47	1:07.889	16.346			
97	1:08.771	6.221	308	1:05.962	1.606	99	1:07.093	21.079	16	1:08.164	23.785			
59	1:08.167	6.241	69	1:05.969	1.698	105	1:10.479	23.233	49	1:08.466	24.207			
47	1:08.007	7.513	72	1:05.923	1.824	Lap 6			11	1:07.810	24.311			
355	1:08.183	7.858	68	1:06.252	2.451	50	1:05.986		63	1:08.517	24.409			
49	1:09.035	10.449	39	1:07.551	7.908	43	1:05.911	1.559	99	1:08.081	24.634			
105	1:09.831	10.499	97	1:07.451	9.574	308	1:05.889	1.660	95	1:09.957	26.034			
									105	1:11.685	34.184			

*** INITIAL RACE STOPPED IN LAP 2 DUE TO CRASH AT TURN 8 INVOLVING NO. 110 (PETTENDY) & 88 (MARINELLO) REQUIRING MEDICAL. FULL RE-START BUT RACE REDUCED TO FROM 10 LAPS TO 8 LAPS ***

The results are provisional until the end of the time limit for protests and appeals.

Scott Lang
 Chief Timekeeper - Scott Lang

Tom Williams
 Clerk of Course - Tom Williams



www.computime.com.au
 COMPUTIME RACE TIMING SYSTEMS PTY LTD





Rounds 2 & 3 : Wakefield Park Raceway : December 3 - 6

YMI AUSTRALIAN SUPERSPORT 300 CHAMPIONSHIP

Round 2 - Race 1

Date: 04/12/20
 Event: R01
 Weather: Sunny & windy - Temp: 27.2C
 Track: Dry - Temp: 50.3C

Started at: 14:09:42
 Laps: 8
 Starters: 19
 Printed at: 14:38

PROVISIONAL LAP CHART

Name	Grid	1	2	3	4	5	6	7	8	Name
C. THOMPSON	50	50	50	50	50	50	50	50	50	C. THOMPSON
B. BAKER	72	43	43	43	43	43	43	43	43	H. KHOURI
H. KHOURI	43	69	69	308	308	308	308	72	72	B. BAKER
L. POWER	68	308	308	69	69	72	72	308	308	J. LYTRAS
A. McDONALD	69	72	72	72	72	69	69	69	69	A. McDONALD
J. LYTRAS	308	68	68	68	68	68	68	68	68	L. POWER
G. NELSON	39	39	39	39	39	39	39	39	39	G. NELSON
P. NERLICH	97	11	97	59	97	59	97	59	59	T. DRANE
B. DEMMERY	11	97	59	97	59	97	59	97	97	P. NERLICH
J. HATCH	99	59	47	47	47	47	47	355	355	L. BROWN
Z. BUNTING	47	47	355	355	355	355	355	47	47	Z. BUNTING
T. DRANE	59	355	49	49	49	49	16	16	11	B. DEMMERY
R. OUGHTRED	121	105	105	16	16	16	49	49	16	J. JACOBS
J. MARINELLO	88	95	95	95	95	95	63	11	49	J. FARNSWORTH
L. BROWN	355	49	16	63	63	63	95	63	99	J. HATCH
Z. PETTENDY	110	16	63	105	105	11	11	99	63	C. CLEGG
C. DUNKER	105	63	99	11	11	99	99	95	95	M. RINDEL
M. RINDEL	95	99	11	99	99	105	105	105	105	C. DUNKER
J. FARNSWORTH	49									
C. CLEGG	63									
J. JACOBS	16									
J. PORT	45									
T. SIMS	71									

*** INITIAL RACE STOPPED IN LAP 2 DUE TO CRASH AT TURN 8 INVOLVING NO. 110 (PETTENDY) & 88 (MARINELLO) REQUIRING MEDICAL. FULL RE-START BUT RACE REDUCED TO FROM 10 LAPS TO 8 LAPS ***

The results are provisional until the end of the time limit for protests and appeals.

Scott Lang
 Chief Timekeeper - Scott Lang

Tom Williams
 Clerk of Course - Tom Williams





ASBK.COM.AU f t i y

Rounds 2 & 3 : Wakefield Park Raceway : December 3 - 6

YMI AUSTRALIAN SUPERSPORT 300 CHAMPIONSHIP

Round 2 - Race 1

Date: 04/12/20
 Event: R01
 Weather: Sunny & windy - Temp: 27.2C
 Track: Dry - Temp: 50.3C

Started at: 14:09:42
 Laps: 8
 Starters: 19
 Printed at: 14:38

PROVISIONAL BEST PARTIAL TIMES

Pos	Split 1		Split 2		Split 3		LAP		Ideal	Fastest
	Name	Time	Name	Time	Name	Time	Name	Time		
1	L. POWER	18.021	A. McDONALD	23.646	B. BAKER	23.592	B. BAKER	1:05.456	1:05.827	
2	H. KHOURI	18.077	B. BAKER	23.675	A. McDONALD	23.729	L. POWER	1:05.570	1:05.823	
3	J. LYTRAS	18.115	C. THOMPSON	23.702	L. POWER	23.779	J. LYTRAS	1:05.743	1:05.867	
4	B. BAKER	18.189	J. LYTRAS	23.744	C. THOMPSON	23.805	C. THOMPSON	1:05.744	1:05.849	
5	C. THOMPSON	18.237	L. POWER	23.770	J. LYTRAS	23.884	H. KHOURI	1:05.768	1:05.911	
6	A. McDONALD	18.408	H. KHOURI	23.771	H. KHOURI	23.920	A. McDONALD	1:05.783	1:05.901	
7	G. NELSON	18.426	B. DEMMERY	24.047	J. HATCH	24.080	J. HATCH	1:06.743	1:07.093	
8	J. HATCH	18.481	G. NELSON	24.141	B. DEMMERY	24.230	B. DEMMERY	1:06.821	1:07.241	
9	B. DEMMERY	18.544	J. HATCH	24.182	L. BROWN	24.263	G. NELSON	1:06.881	1:06.881	
10	P. NERLICH	18.582	T. DRANE	24.190	T. DRANE	24.286	T. DRANE	1:07.127	1:07.275	
11	Z. BUNTING	18.606	P. NERLICH	24.236	G. NELSON	24.314	P. NERLICH	1:07.208	1:07.451	
12	L. BROWN	18.621	L. BROWN	24.358	P. NERLICH	24.390	L. BROWN	1:07.242	1:07.330	
13	T. DRANE	18.651	Z. BUNTING	24.445	Z. BUNTING	24.392	Z. BUNTING	1:07.443	1:07.622	
14	J. FARNSWORTH	18.670	C. CLEGG	24.527	M. RINDEL	24.405	J. JACOBS	1:08.104	1:08.164	
15	J. JACOBS	18.818	J. JACOBS	24.683	J. JACOBS	24.603	C. CLEGG	1:08.139	1:08.231	
16	M. RINDEL	18.894	J. FARNSWORTH	24.753	C. CLEGG	24.634	M. RINDEL	1:08.159	1:08.395	
17	C. CLEGG	18.978	M. RINDEL	24.860	J. FARNSWORTH	24.745	J. FARNSWO	1:08.168	1:08.466	
18	C. DUNKER	19.184	C. DUNKER	25.202	C. DUNKER	24.813	C. DUNKER	1:09.199	1:09.831	

*** INITIAL RACE STOPPED IN LAP 2 DUE TO CRASH AT TURN 8 INVOLVING NO. 110 (PETTENDY) & 88 (MARINELLO) REQUIRING MEDICAL. FULL RE-START BUT RACE REDUCED TO FROM 10 LAPS TO 8 LAPS ***

The results are provisional until the end of the time limit for protests and appeals.

Scott Lang
 Chief Timekeeper - Scott Lang

Tom Williams
 Clerk of Course - Tom Williams






ASBK.COM.AU f t i y


Rounds 2 & 3 : Wakefield Park Raceway : December 3 - 6

YMI AUSTRALIAN SUPERSPORT 300 CHAMPIONSHIP PROVISIONAL PROGRESSIVE CHAMPIONSHIP POINTS

AUSTRALIAN SUPERSPORT 300 CHAMPIONSHIP - ROUND 2

Pos	No	Name	Machine	Rnd 1 WSBK	Rnd 2 Pole	Rnd 2 Race 1	Total
1	43	Harry KHOURI	Kawasaki	76		20	96
2	69	Archie McDONALD	Yamaha	49		16	65
3	68	Luke POWER	Kawasaki	44		15	59
4	72	Ben BAKER	Yamaha	34		18	52
5	308	John LYTRAS	Yamaha	33		17	50
6	99	Jacob HATCH	Yamaha	37		6	43
7	355	Laura BROWN	Yamaha	31		11	42
8	97	Peter NERLICH	Kawasaki	29		12	41
9	78	Caleb GILMORE	Yamaha	40			40
10	25	Luke JHONSTON	Kawasaki	38			38
11	121	Reece OUGHTRED	Yamaha	37			37
12	11	Brandon DEMMERY	Yamaha	26		9	35
13	47	Zylas BUNTING	Kawasaki	21		10	31
14	50	Carter THOMPSON	Yamaha		1	25	26
15	127	Filippo ROVELLI	Kawasaki	25			25
16	36	Angus GRENFELL	Yamaha	23			23
17	333	Yannis SHAW	Kawasaki	20			20
18	49	Jake FARNSWORTH	Yamaha	9		7	16
19	95	Matthew RINDEL	Yamaha	12		4	16
20	29	Ryan SMITH	Yamaha	15			15
21	39	Glenn NELSON	Yamaha			14	14
22	59	Tom DRANE	Yamaha	1		13	14
23	15	Olly SIMPSON	Yamaha	13			13
24	42	Kyle O'CONNELL	Yamaha	12			12
25	407	Jake SENIOR	Kawasaki	10			10
26	16	James JACOBS	Kawasaki			8	8
27	66	Mitchell SIMPSON	Yamaha	7			7
28	63	Clay CLEGG	Yamaha			5	5
29	88	Joseph MARINIELLO	Kawasaki	5			5
30	105	Cameron DUNKER	Yamaha			3	3
31	21	Luca DURNING	Yamaha	1			1
32	55	Zachary JOHNSON	Yamaha	1			1


Chief Timekeeper - Scott Lang


Clerk of Course - Tom Williams



www.computime.com.au
COMPUTIME RACE TIMING SYSTEMS PTY LTD





ASBK.COM.AU f t i y

Rounds 2 & 3 : Wakefield Park Raceway : December 3 - 6

YMI AUSTRALIAN SUPERSPORT 300 CHAMPIONSHIP

Round 2 - Race 1

Date: 04/12/20
Event: R01
Weather: Sunny & windy - Temp: 27.2C
Track: Dry - Temp: 50.3C

Started at: 14:09:42
Laps: 8
Starters: 19
Printed at: 14:38

PROVISIONAL RACE INFORMATION

Time	Description
13:48:00	SIGHTING LAP STARTED
13:51:09	WARM UP LAP STARTED
13:53:26	Event Start
13:55:13	RED FLAG - CRASH AT TURN 10 INVOLVING Nos. 110 (PETTENDY) & 88 (MARINELLO) REQUIRING MEDICAL
13:59:39	RE-STARTED RACE REDUCED TO 8 LAPS / 1 WARM UP LAP
14:04:00	RE-STARTED RACE REDUCED TO 8 LAPS / 1 SIGHTING LAP & 1 WARM UP LAP
14:05:49	SIGHTING LAP STARTED
14:07:20	BIKES ON GRID
14:07:47	WARM UP LAP STARTED
14:09:42	Event Start
14:10:16	Rider 121 (Reece OUGHTRED) CRASHED TURN 2 - RIDER UP
14:12:02	Rider 11 (Brandon DEMMERY) RAN WIDE TURN 8 - RESUMED
14:18:35	Chequered Flag
14:20:41	Event Finish

*** INITIAL RACE STOPPED IN LAP 2 DUE TO CRASH AT TURN 8 INVOLVING NO. 110 (PETTENDY) & 88 (MARINELLO) REQUIRING MEDICAL. FULL RE-START BUT RACE REDUCED TO FROM 10 LAPS TO 8 LAPS ***

The results are provisional until the end of the time limit for protests and appeals.

.....
Chief Timekeeper - Scott Lang

.....
Clerk of Course - Tom Williams



www.computime.com.au
COMPUTIME RACE TIMING SYSTEMS PTY LTD

